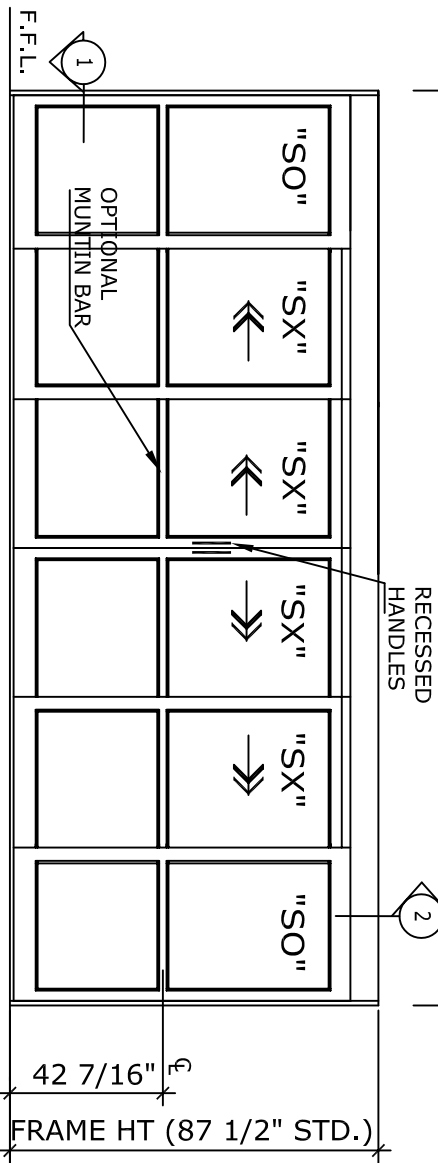


OVERALL FRAME WIDTH (VARIES)



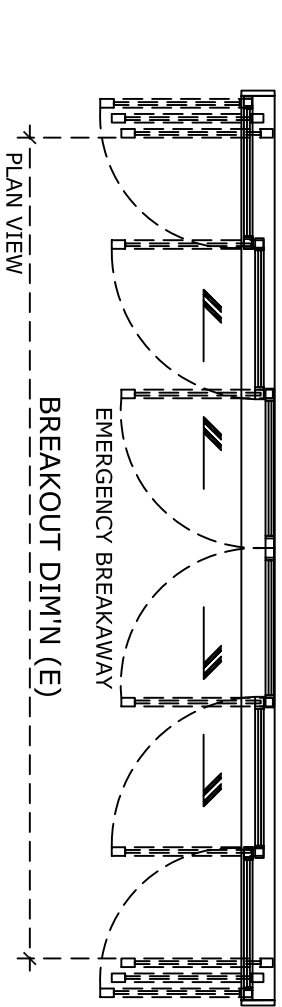
DOOR ELEVATION

NOTE:  
MANUAL SLIDING DOOR SYSTEM SHALL BE HUNTER "IC-18" AS ENGINEERED, MANUFACTURED & ASSEMBLED BY HUNTER ACCESS TECHNOLOGIES INC.

STANDARD FINISH: ANODIZED, CLEAR; DARK BRONZE;  
SPECIAL FINISHES ARE AVAILABLE

UNIT DESCRIPTION

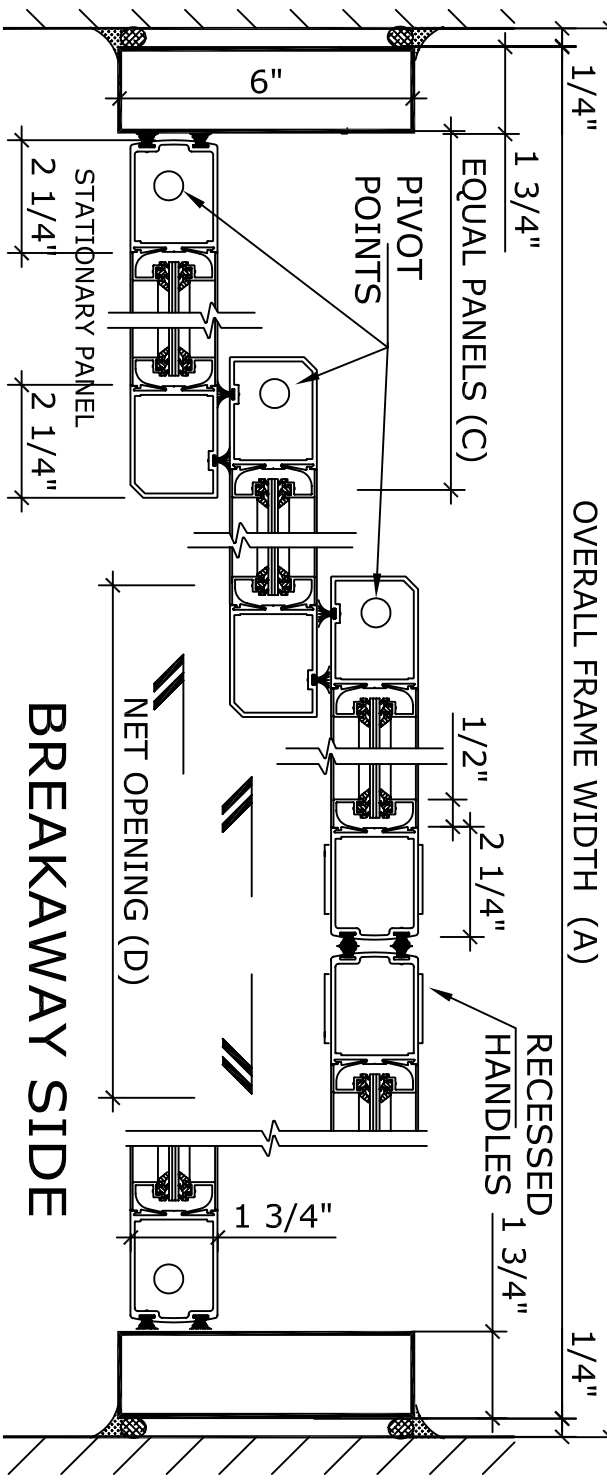
HUNTER IC-18-6-TFB
SO-SX-SX-SX-SX-SO : TELESCOPIC OVERHEAD CONCEALED BI-PART F.B.O. NARROW STILE MANUAL DOOR SYSTEM. STD. PACKAGE SHALL INCLUDE LOW PROFILE HEADER, FRAME AND DOORS WITH MUNTIN, 4" BOTTOM RAILS WITH CONCEALED SWEEP, BRUSH-PILE WEATHER STRIPPING, EMERGENCY BREAKAWAY, GLAZING STOPS FOR 1/4" T.G. AND RECESSED HANDLES. BOTTOM GUIDE SYSTEM SHALL BE PART OF FULL WIDTH THRESHOLD.



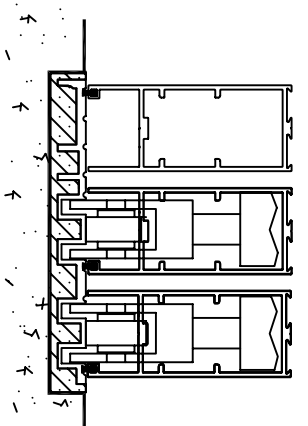
PLAN VIEW

DOOR TYPE: IC18-6-TFB-	OVERALL FRAME A WIDTH	ROUGH OPENING B WIDTH	EQUAL PANELS C WIDTH	NET DOOR D OPENING	BREAK OUT DIMIN E
TFB-10	120"	120 1/2"	21 1/4"	58 3/4"	97 1/2"
TFB-12	144"	144 1/2"	25 1/4"	74 3/4"	121 1/2"
TFB-14	168"	168-1/2"	29 1/4"	90 3/4"	145 1/2"
TFB-16	192"	192-1/2"	33 1/4"	106 3/4"	169 1/2"
KEY (INCHES)	(B-1/2)	(A+1/2)	(A/6+1 1/4)	(2A/3-21 1/4)	(A-22 1/2)

REFER TO RELEVANT (LOCAL, STATE, NATIONAL OR AIA) BUILDING CODE FOR MIN DOOR HEIGHT & MIN/MAX WIDTH ALLOWABLE FOR EGRESS REQUIREMENT.



1 HORIZONTAL SECTION

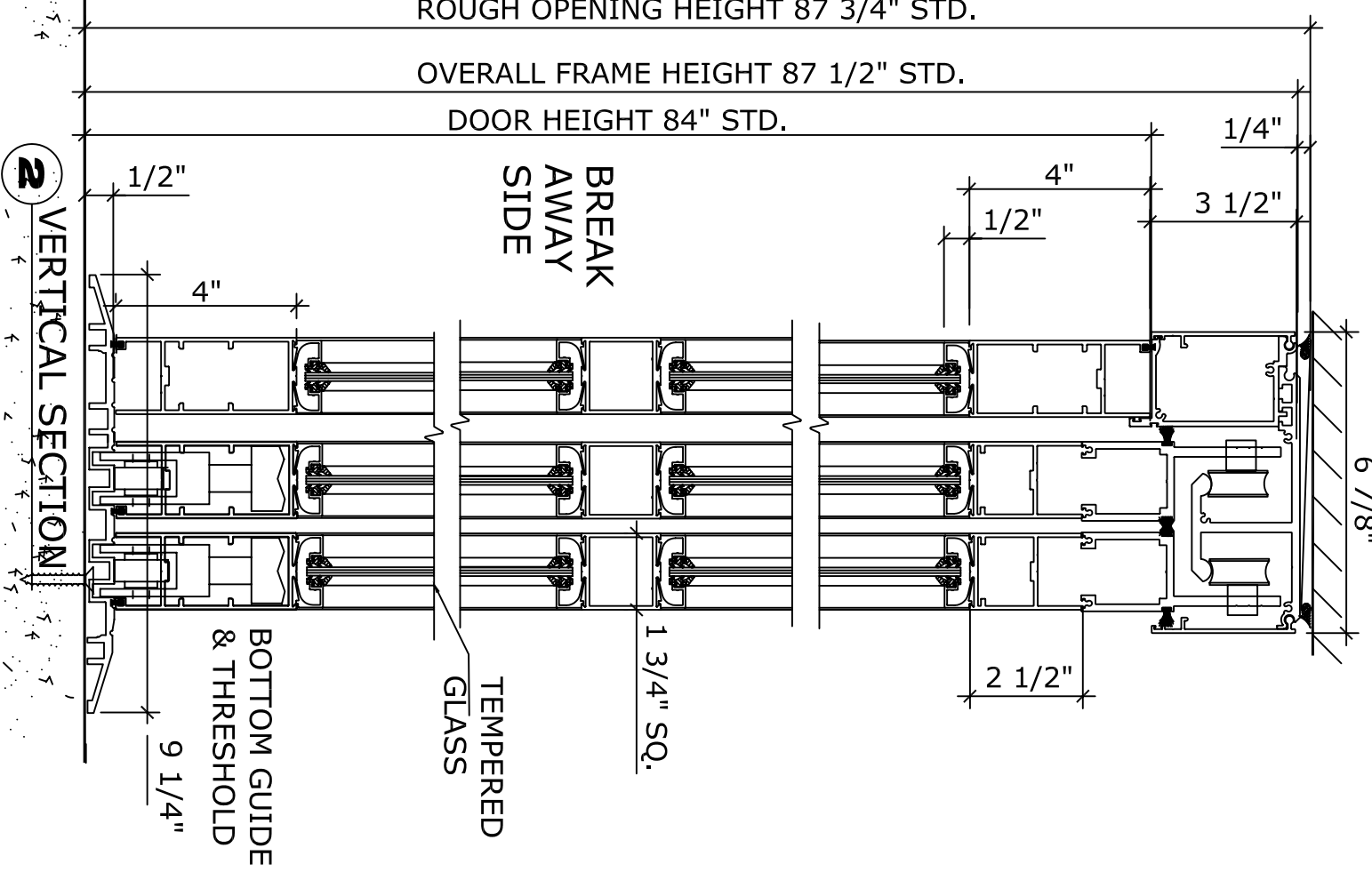


RECESSED TRACK OPTION

ROUGH OPENING HEIGHT 87 3/4" STD.

OVERALL FRAME HEIGHT 87 1/2" STD.

DOOR HEIGHT 84" STD.



2 VERTICAL SECTION

APPLICATION:  
IC-18-6-TFB. TELESCOPIC FULL BREAKOUT BI-PART, INTENSIVE CARE UNIT SLIDER SYSTEM.

NOTE:  
HUNTER ACCESS TECHNOLOGIES INC. RESERVES THE RIGHT TO CHANGE & IMPROVE ITS PRODUCTS & SPECIFICATIONS WITHOUT NOTICE.



125 KENYON DRIVE  
SUITE #3  
LAKEWOOD, NJ 08701  
TEL.: 732-942-6099  
FAX: 732-942-6033  
www.hunteraccesstechnologies.com

SHEET TITLE:		SHEET NO.	21
ARCHITECT:			
CONTRACTOR:			
DETAIL SCALE	DRAWN BY	DATE	
			SECTION IC